
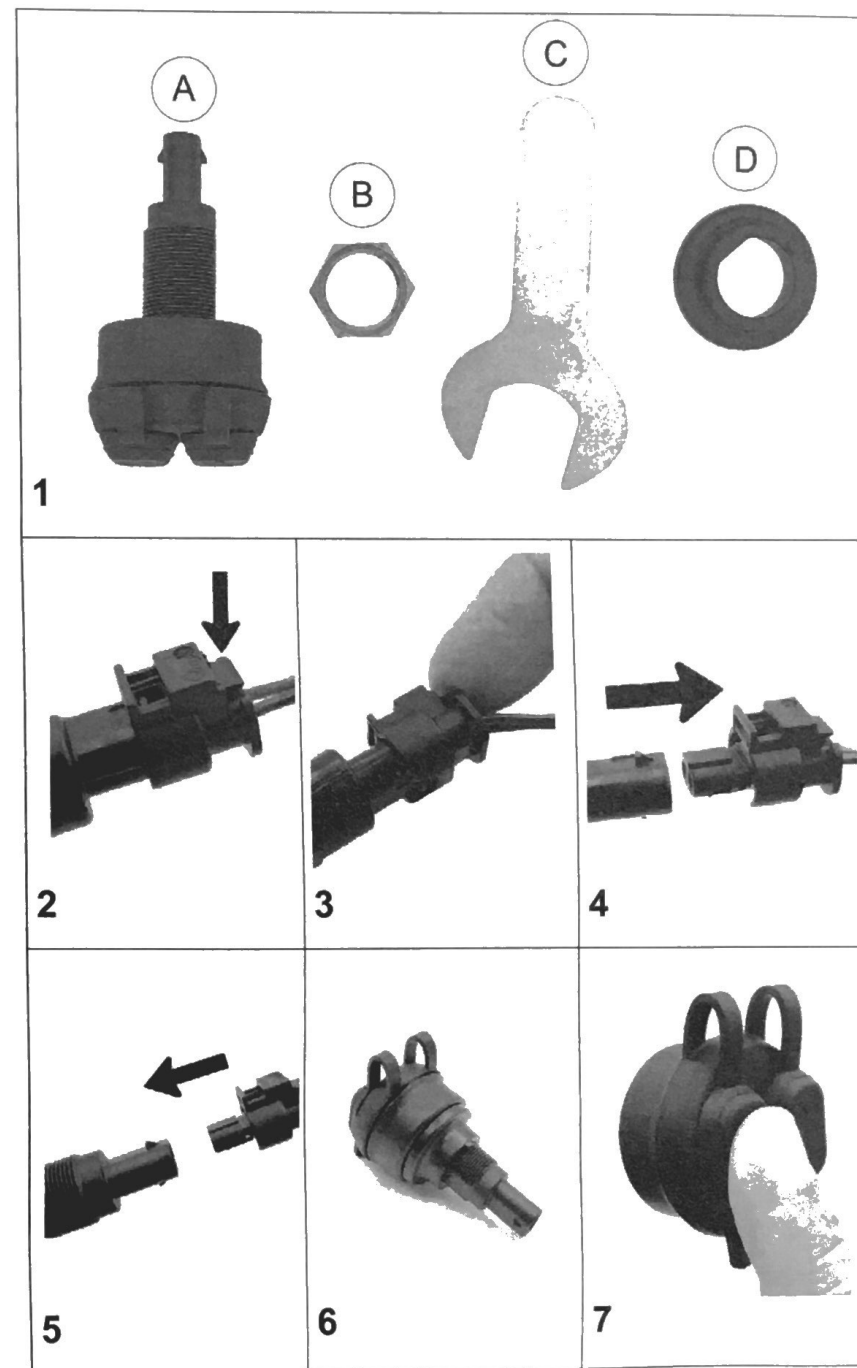




# UBPS



- Ⓔ EN Dual USB charger for BMW Motorcycles  
*Installation & User Guide*
- Ⓔ DE Dual-USB-Ladegerät für BMW Motorräder  
*Installations- und Benutzerhandbuch*
- Ⓔ PT Carregador duplo USB para motos BMW  
*Guia de Instalação e Utilização*
- Ⓔ ES Cargador USB dual para motos BMW  
*Guía de instalación y uso*
- Ⓔ FR Chargeur USB double pour moto BMW  
*Guide d'installation et d'utilisation*
- Ⓔ NL Dubbele USB lader voor BMW Motoren  
*Gebruikershandleiding*
- Ⓔ IT Doppio caricabatterie USB per moto BMW  
*Istruzioni d'installazione ed utilizzo*



## Introduction

EN

Congratulations on the purchase of your new Touratech dual USB charger for your BMW motorcycle. With it, you have chosen an innovative high quality product designed and made in Europe.

The UBPS charger will allow you to charge your smartphone, camera, helmet intercom and other devices while riding.

Touratech UBPS can be easily integrated in your BMW by swapping the factory supplied DIN socket, as it uses the same fitting and plug.

Package contents: Your package contains the following items, as per Picture 1:

- A: dual USB charger
- B: nut
- C: wrench
- D: adapter for F800GS, F700GS, F650GS

## Installation


- ▶ Access the rear part of the on-board DIN socket in your BMW.
- ▶ Locate the little locking tab in the harness connector (picture 2).
- ▶ While pressing the locking tab (picture 3), pull the connector out from the on-board DIN socket (Picture 4). Never pull by the wires.
- ▶ Unscrew the nut using the supplied wrench and remove the on-board DIN socket.
- ▶ Insert the UBPS dual USB charger in the same mounting hole.  
(in case you own a F800GS, F700GS or F650GS insert the supplied adapter/raiser (picture 1-D) as shown in picture 6)
- ▶ Install the supplied nut using the supplied wrench. Do not over tight.
- ▶ Plug the motorcycle harness connector into the UBPS dual USB charger, until it locks.
- ▶ You are done!

### **IMPORTANT NOTICE:**

*Never attempt to remove the unit upper rubber block. It is a sealed unit and product warranty will be invalidated.*

## General description

The Touratech UBPS dual USB charger is a powerful unit able to charge various gadgets from cameras to tablets. It features intelligent detection of the device to be charged and adapts power according to the need, as shown on following diagram:



## Usage guide

Touratech UBPS features an independent cover design. Only open the port to be used, leaving the other closed and protected. Both ports can be used simultaneously. The cover opens easily by lifting the tab, being glove friendly.

Insert the USB plug from your cable and the port becomes immediately sealed. When you do not need the charger port any longer, please mind to always close the cover. Press it over carefully yet firmly (picture 7).

The unit will provide charge while the motorcycle ignition is on. Once the motorcycle is switched off, power will remain for a short period, typically from 1 to a few minutes. It is not recommended to leave a device under charge after the motorcycle is off.