

# Motorcycle Fitment Chart



The ATLAS Throttle Lock is not motorcycle specific. It is offered as a Bottom Kit and a Top Kit. If your brand isn't listed here the ATLAS Throttle Lock can still fit on your motorcycle.



## You'll want the Bottom Kit if:

- There's a heated grip wire that comes out the top half of the rubber grip flange.
- If you have more than 1.5 inches (38mm) of clearance between the inner plastic throttle sleeve (under the rubber grip) with the gas tank at a full right turn.
- The majority of motorcycles will use the Bottom Kit.

## You'll want the Top Kit if:

- There's a heated grip wire that comes out the bottom half of the rubber grip flange.
- If you have less than 1.5 inches (38mm) of clearance between the inner plastic throttle sleeve (under the rubber grip) with the gas tank at a full right turn.


For fitment questions, please email [help@atlasthrottlelock.com](mailto:help@atlasthrottlelock.com).

# Motorcycle Fitment Chart



|  <b>aprilia</b> | <b>YEARS</b> | <b>BEST KIT</b> |
|--|--------------|-----------------|
| RSV4   | All          | Top Kit         |
| Caponord   | All          | Top Kit         |
| Dorsoduro  | All          | Either Kit      |
| Tuono  | All          | Top Kit         |
| Shiver   | All          | Either Kit      |

|  <b>Benelli</b> | <b>YEARS</b> | <b>BEST KIT</b> |
|--|--------------|-----------------|
| Caffenero 150  | All          | Either Kit      |
| TNT 135, 300, 600  | All          | Either Kit      |
| Zafferano 250  | All          | Either Kit      |

|  <b>BMW</b> | <b>YEARS</b>  | <b>BEST KIT</b> |
|--|---------------|-----------------|
| C evolution  | All           | Either Kit      |
| Funduro 650  | All           | Either Kit      |
| F650 Singles   | All           | Either Kit      |
| F650 Twins   | All           | Top Kit         |
| F700GS & F800GS  | '06 - '13     | Top Kit         |
| F700GS & F800GS  | '14 - Present | Either Kit      |
| F800GT & F800ST  | All           | Top Kit         |
| F800R  | All           | Either Kit      |
| G310 (All Models)  | All           | Top Kit         |

# Motorcycle Fitment Chart



|             |               |             |
|-------------|---------------|-------------|
| All 1100cc  | All           | Top Kit     |
| All 1150cc  | All           | Top Kit     |
| 1200cc      | '98 - '13     | Top Kit     |
| 1200cc      | '14 - Present | Either Kit  |
| R1200 C, CL | All           | See Notes * |

**NOTES:** \* The chrome grip flange must be removed before mounting the ATLAS.

|  | YEARS | BEST KIT   |
|---|-------|------------|
| All Models  | All   | Either Kit |

|  | YEARS | BEST KIT     |
|--|-------|--------------|
| 749  | All   | Top Kit      |
| Diavel   | All   | Top Kit      |
| Hypermotard  | All   | Bottom Kit   |
| Hyperstrada  | All   | Bottom Kit   |
| Monster All cc   | All   | Top Kit      |
| Multistrada 950  | All   | Top Kit *    |
| Multistrada 1000   | All   | Bottom Kit * |
| Panigale   | All   | Top Kit      |
| Scrambler  | All   | Top Kit **   |
| SuperSport   | All   | Top Kit      |

**NOTES:** \* The Multistrada factory heated grips don't work with either of the kits.  
**\*\*** The Scrambler factory heated grips don't work with either of the kits.  
**SOLUTION:** The ATLAS will work with aftermarket heated grips on these bikes.

# Motorcycle Fitment Chart



|  | YEARS | BEST KIT     |
|---|-------|--------------|
| Dyna (All Models)   | All   | Either Kit * |
| Softail (All Models)  | All   | Either Kit * |
| Sportster (All Models)  | All   | Either Kit * |
| HD Street 500 / 700 / Rod   | All   | Top Kit      |

**NOTES:** \* Any model with the 5 pointed plastic screw on the bottom of the throttle housing will need to use the Top Kit unless the plastic screw is removed. The Bottom Kit can be used once the screw is removed.

|  | YEARS | BEST KIT   |
|---|-------|------------|
| Africa Twin CRF1000   | All   | Top Kit    |
| CB 300 F  | All   | Bottom Kit |
| CB 500 F  | All   | Top Kit    |
| CB 500 X  | All   | Either Kit |
| CB 1100   | All   | Either Kit |
| CBR (All Models)  | All   | Top Kit    |
| CTX 1300  | All   | Either Kit |
| Forza Scooter   | All   | Either Kit |
| Gold Wing F6B Bagger  | All   | Either Kit |
| Grom  | All   | Top Kit    |
| Interceptor   | All   | Top Kit    |
| NC 700 X, 750 X   | All   | Either Kit |
| Nighthawk (All cc)  | All   | Either Kit |

# Motorcycle Fitment Chart



|                     |     |            |
|---------------------|-----|------------|
| PCX150 Scooter      | All | Either Kit |
| Phantom 750         | All | Either Kit |
| Rebel 250, 300, 500 | All | Either Kit |
| Ruckus 50           | All | Either Kit |
| Shadow              | All | Bottom Kit |
| Silver Wing         | All | Either Kit |
| Valkyrie            | All | Bottom Kit |
| VFR (All cc)        | All | Top Kit    |
| VTX 1800            | All | Bottom Kit |
| XR 650              | All | Either Kit |


|  Husqvarna | YEARS | BEST KIT   |
|--|-------|------------|
| 701 Enduro   | All   | Top Kit    |
| 701 Supermoto  | All   | Top Kit    |
| FE 501   | All   | Either Kit |
| Svartpilen 401   | All   | Either Kit |
| Vitpilen 401, 701  | All   | Either Kit |

|  HYOSUNG | YEARS | BEST KIT   |
|---|-------|------------|
| GD (All Models)   | All   | Top Kit    |
| GT (All Models)   | All   | Top Kit    |
| GV (All Models)   | All   | Either Kit |
| ST7   | All   | Either Kit |

# Motorcycle Fitment Chart



|  | YEARS | BEST KIT   |
|---|-------|------------|
| Indian Scout (All Models)   | All   | Bottom Kit |

|  | YEARS         | BEST KIT     |
|---|---------------|--------------|
| Concours  | '86 - '06     | Either Kit   |
| Concours 14   | '07 - Present | Top Kit      |
| KLR 650   | '87 - '07     | Bottom Kit * |
| KLR 650   | '08 - Present | Top Kit      |
| Ninja 300cc-1000cc  | All           | Top Kit      |
| Versys 300cc-1000cc   | All           | Bottom Kit   |
| Vulcan  | All           | Top Kit      |
| Z 125, 650, 800, 900  | All           | Bottom Kit   |
| ZX14r   | All           | Top Kit      |

NOTES: \* Minor modification needed on the plastic throttle tube for these years.


|  | YEARS | BEST KIT   |
|---|-------|------------|
| 390 Duke  | All   | Either Kit |
| 390 RC  | All   | Top Kit    |
| 1090 Adv  | All   | Top Kit    |
| 1190 Adv  | All   | Top Kit    |
| 1290 Super Duke   | All   | Top Kit    |

# Motorcycle Fitment Chart



|                   |     |            |
|-------------------|-----|------------|
| EXC (All cc)      | All | Either Kit |
| LC4 625, 640, 690 | All | Either Kit |
| LC8 950, 990      | All | Either Kit |
| RC8               | All | Top Kit    |

|  MOTO GUZZI | YEARS | BEST KIT   |
|--|-------|------------|
| Griso 1200   | All   | Either Kit |
| Norge 1200   | All   | Bottom Kit |
| Stelvio 1200   | All   | Bottom Kit |
| V7 II, III (All Models)  | All   | Either Kit |
| V9   | All   | Either Kit |

|  | YEARS | BEST KIT   |
|---|-------|------------|
| Brutale 800 (All Models)  | All   | Top Kit    |
| Dragster 800 (All Models)   | All   | Top Kit    |
| Turismo Veloce 800 (All Models)   | All   | Either Kit |
| F3 (All Models)   | All   | Top Kit    |
| F4 (All Models)   | All   | Top Kit    |
| RVS (All Models)  | All   | Top Kit    |

|  Norton<br>MOTORCYCLES | YEARS | BEST KIT |
|---|-------|----------|
| Commando 961 Cafe Racer MKII  | All   | Top Kit  |

# Motorcycle Fitment Chart



|                                |            |                   |
|--------------------------------|------------|-------------------|
| <b>Commando 961 Sport MKII</b> | <b>All</b> | <b>Either Kit</b> |
| <b>Dominator</b>               | <b>All</b> | <b>Either Kit</b> |
| <b>V4 RR</b>                   | <b>All</b> | <b>Top Kit</b>    |

|  <b>ROYAL ENFIELD</b> | <b>YEARS</b> | <b>BEST KIT</b>   |
|--|--------------|-------------------|
| <b>Bullet (All Models)</b>   | <b>All</b>   | <b>Either Kit</b> |
| <b>Cafe Racer (All Models)</b>   | <b>All</b>   | <b>Either Kit</b> |
| <b>Classic (All Models)</b>  | <b>All</b>   | <b>Either Kit</b> |
| <b>Himalayan</b>   | <b>All</b>   | <b>Either Kit</b> |

|  <b>SUZUKI</b> | <b>YEARS</b> | <b>BEST KIT</b>   |
|--|--------------|-------------------|
| <b>Bandit</b>  | <b>All</b>   | <b>Top Kit</b>    |
| <b>Boulevard C90 &amp; S40</b>   | <b>All</b>   | <b>Bottom Kit</b> |
| <b>Burgman</b>   | <b>All</b>   | <b>Bottom Kit</b> |
| <b>DR-Z 400</b>  | <b>All</b>   | <b>Either Kit</b> |
| <b>DR 650</b>  | <b>All</b>   | <b>Top Kit</b>    |
| <b>GSX-R (All cc)</b>  | <b>All</b>   | <b>Top Kit</b>    |
| <b>GSX-S (All cc)</b>  | <b>All</b>   | <b>Either Kit</b> |
| <b>Hayabusa</b>  | <b>All</b>   | <b>Top Kit</b>    |
| <b>SV, SFV 650</b>   | <b>All</b>   | <b>Either Kit</b> |
| <b>TU250X</b>  | <b>All</b>   | <b>Top Kit</b>    |
| <b>V-Strom</b>   | <b>All</b>   | <b>Bottom Kit</b> |



# Motorcycle Fitment Chart



|  TRIUMPH | YEARS | BEST KIT   |
|---|-------|------------|
| America (All Models)  | All   | Either Kit |
| Bonneville (All Models)   | All   | Either Kit |
| Rocket (All Models)   | All   | Either Kit |
| Scrambler   | All   | Either Kit |
| Speed Triple  | All   | Top Kit    |
| Speedmaster   | All   | Either Kit |
| Street Cup  | All   | Top Kit    |
| Street Triple   | All   | Either Kit |
| Street Twin   | All   | Either Kit |
| Thunderbird   | All   | Top Kit    |
| Tiger   | All   | Either Kit |
| Trophy  | All   | Either Kit |

|  | YEARS | BEST KIT   |
|---|-------|------------|
| All Models  | All   | Either Kit |

|  YAMAHA | YEARS | BEST KIT   |
|--|-------|------------|
| Bolt 950   | All   | Bottom Kit |
| FJ-09  | All   | Bottom Kit |
| FJR 1300   | All   | Top Kit    |
| FZ6  | All   | Bottom Kit |

# Motorcycle Fitment Chart



|                              |            |                    |
|------------------------------|------------|--------------------|
| <b>FZ-07</b>                 | <b>All</b> | <b>Bottom Kit</b>  |
| <b>FZ-09</b>                 | <b>All</b> | <b>Top Kit</b>     |
| <b>MT-07</b>                 | <b>All</b> | <b>Bottom Kit</b>  |
| <b>MT-09</b>                 | <b>All</b> | <b>Top Kit</b>     |
| <b>R 1, 3, 6</b>             | <b>All</b> | <b>Top Kit</b>     |
| <b>Raider</b>                | <b>All</b> | <b>Bottom Kit</b>  |
| <b>Road Star</b>             | <b>All</b> | <b>Either Kit*</b> |
| <b>Roadliner</b>             | <b>All</b> | <b>Top Kit</b>     |
| <b>SCR 950</b>               | <b>All</b> | <b>Bottom Kit</b>  |
| <b>SMAX Scooter</b>          | <b>All</b> | <b>Bottom Kit</b>  |
| <b>SR 400</b>                | <b>All</b> | <b>Bottom Kit</b>  |
| <b>Super Ténéré</b>          | <b>All</b> | <b>Top Kit</b>     |
| <b>Stryker</b>               | <b>All</b> | <b>Bottom Kit</b>  |
| <b>Tracer 900</b>            | <b>All</b> | <b>Bottom Kit</b>  |
| <b>V-Star (All cc)</b>       | <b>All</b> | <b>Bottom Kit</b>  |
| <b>VMAX</b>                  | <b>All</b> | <b>Top Kit</b>     |
| <b>XMAX Scooter (All cc)</b> | <b>All</b> | <b>Either Kit</b>  |
| <b>XSR 700, 900</b>          | <b>All</b> | <b>Either Kit</b>  |
| <b>XT 225, 250</b>           | <b>All</b> | <b>Bottom Kit</b>  |

**NOTES: \* The chrome grip flange must be pulled back to mount the ATLAS.**

|  | <b>YEARS</b> | <b>BEST KIT</b>   |
|---|--------------|-------------------|
| <b>Zero S, SR</b>   | <b>All</b>   | <b>Top Kit</b>    |
| <b>Zero DS, DSR</b>   | <b>All</b>   | <b>Either Kit</b> |

# Motorcycle Fitment Chart



**Zero FX, FXS**

**All**

**Either Kit**